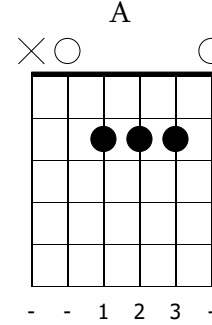
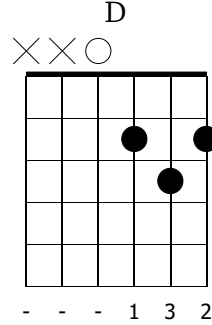
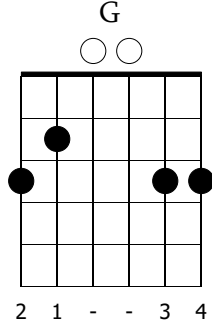
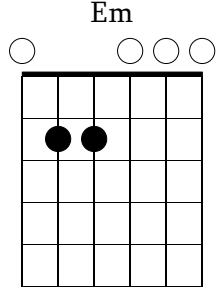


# Week 3 with Mark McKenzie

The E minor (Em) Chord .....	2
Reading and Using TAB.....	2
Picking Chords .....	3
Jam Session: Em Jam.....	4
Jam Session: Em Jam continued .....	5
Practice Session: 1234 picking exercise .....	6
Riff #1: Planet Claire .....	8
Follow up: Picking chords jam along.....	9

# New Chord Eminor (Em)

Strum Pattern: | D Du .u D ||



Em

G

D

A

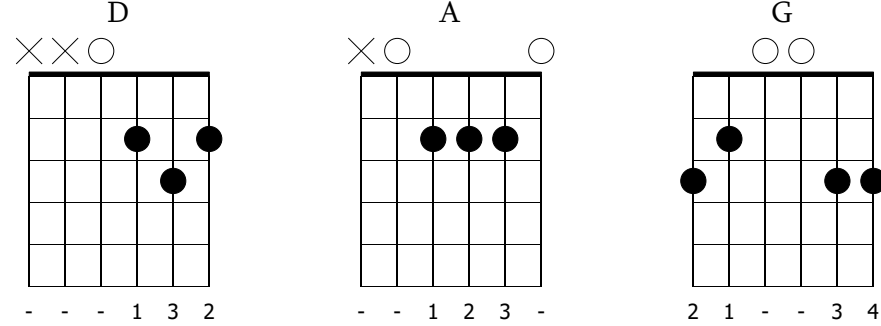
# Reading Tablature (TAB)

Playing Notes on Single String

Playing notes across strings

# Picking Chords

Picking Pattern: | D D D u u u ||



6/8 Picking progression

1

D □ □ □ ∇ ∇ ∇ □ □ □ ∇ ∇ ∇ A □ □ □ ∇ ∇ ∇ □ □ □ ∇ ∇ ∇

T	•	2	3	2	3	2	0	2	3	2	0	2	2	0	2	2	2	2	2
A	•	0	2	3	2	3	0	2	3	2	0	2	2	0	2	2	2	2	2
B	•	0					0				0								

5

D □ □ □ ∇ ∇ ∇ □ □ □ ∇ ∇ ∇ G □ □ □ ∇ ∇ ∇ □ □ □ ∇ ∇ ∇ 4x

T	5	2	3	2	3	2	0	3	3	3	0	0	3	3	3	0	•	•	•
A	0	2	3	2	3	2	0	2	3	2	0	3	3	0	0	3	3	0	•
B	0						3				3						•	•	•

Example with G Chord

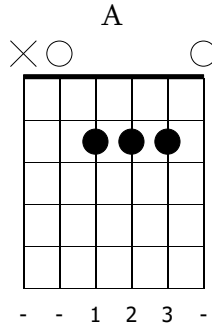
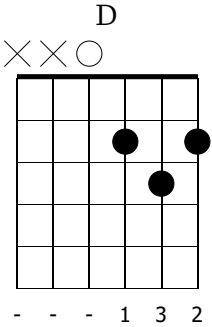
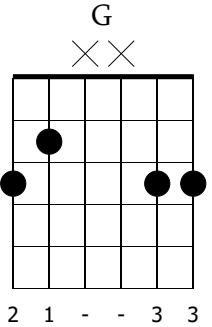
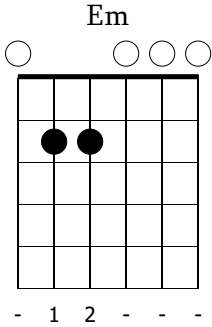
9

G □ □ □ ∇ ∇ ∇ G □ □ □ ∇ ∇ ∇ G □ □ □ ∇ ∇ ∇ G □ □ □ ∇ ∇ ∇

T	9	0	0	3	0	0	3	3	0	0	0	3	3	0	0	3	0	0	0
A	0	0	0	0	0	0	0	0	0	0	0	0	0	0	0	0	0	0	0
B	3						3	2	0	3	2	3	2	0	3	2	0	0	0

# Jam Session: Em Jam

Strum Pattern: | D Du .u D |



Em

1

G

D

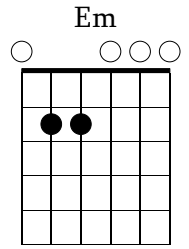
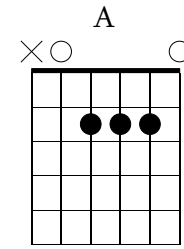
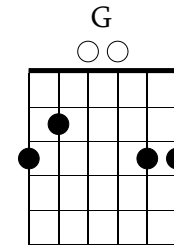
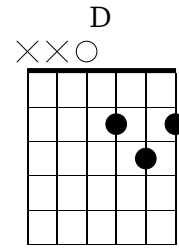
5

A

4x

# Jam Session: Em Jam continued

Strum Pattern: | D Du .u D ||



1

D

4/4

3

G

5

D

4

A

9

Em

5

G

13

D

6

A

3x

# Practice Session: 1234 picking exercise

1

T	<del>4</del>							1	2	3	4	1	2	3	4
A	<del>4</del>														
B	<del>4</del>	1	2	3	4	1	2	3	4	1	2	3	4		

4

T	5	4	3	2	5	4	3	2								
A									5	4	3	2				
B													5	4	3	2

7

T														3	4	5	6
A									3	4	5	6					
B	3	4	5	6	3	4	5	6									

10

T	7	6	5	4	7	6	5	4									
A									7	6	5	4					
B													7	6	5	4	

13

T																5	6	7	8
A									5	6	7	8							
B	5	6	7	8	5	6	7	8											

16

T	9	8	7	6	9	8	7	6											
A									9	8	7	6							
B													9	8	7	6			

19			7	8	9	10	7	8	9	10
T										
A			7	8	9	10	7	8	9	10
B	7	8	9	10	7	8	9	10		

22			11	10	9	8	11	10	9	8
T										
A			11	10	9	8	11	10	9	8
B										

25			9	10	11	12	9	10	11	12
T										
A			9	10	11	12	9	10	11	12
B	9	10	11	12	9	10	11	12		

# Riff #1: Planet Claire

1

T																								
A																								
B	<b>4</b>																							
B	0	0	2	0	3	0	5	3	0	0	2	0	3	0	5	3	0	0	2	0	3	0	5	3

5

T																								
A																								
B																								
B	0	0	2	0	3	0	5	3	0	0	2	0	3	0	5	3	0	0	2	0	3	0	5	3

9

T																								
A																								
B																								
B	0	0	2	0	3	0	5	3	0	0	2	0	3	0	5	3	0	0	2	0	3	0	5	3

13

T																								
A																								
B																								
B	0	0	2	0	3	0	5	3	0	0	2	0	3	0	5	3	0	0	2	0	3	0	5	3

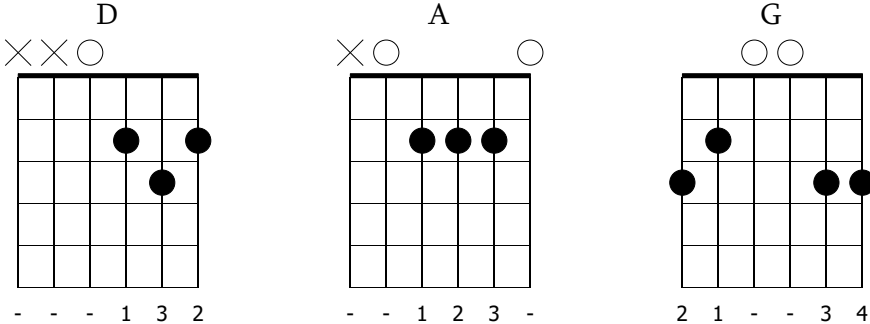
17

T																								
A																								
B																								
B	0	0	2	0	3	0	5	3	0	0	2	0	3	0	5	3	0	0	2	0	3	0	5	3



# Follow up: Picking Chords Jam Along

Picking Pattern: | D D D u u u ||



D  $\square \square \square$  V V V D A A

T	1	•	2	3	2	3	2	0	2	2	0	2	2	0	2	2
A	8	•	0	2	3	2	0	2	3	2	0	2	2	0	2	2
B	8	•	0				0	2	3	2	0	2	2	0	2	2

D D G G 5x

T	5	0	2	3	2	3	2	0	3	3	3	0	0	3	3	3	0	•
A		0	2	3	2	3	2	0	2	3	2	0	0	2	3	2	0	•
B		0						3				3	3					•